
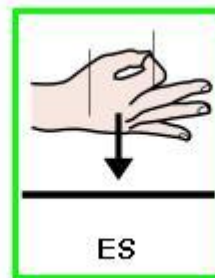


EL





ÁRBOL




ES




VERDE



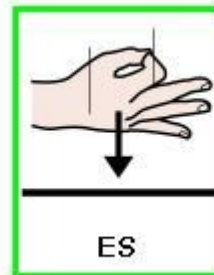
Y



EL






MAR



ES



AZUL





EL




SOL



AMARILLO



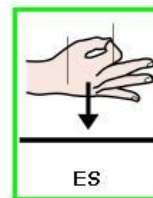
Y



LA



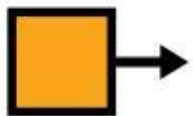
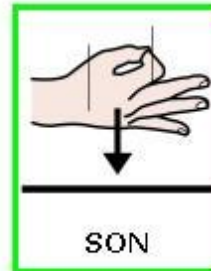
TIERRA






ES

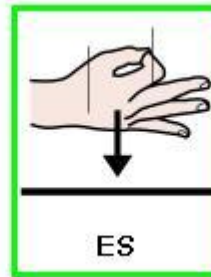




MARRÓN





LA






Y



ROSA






LA



FLOR

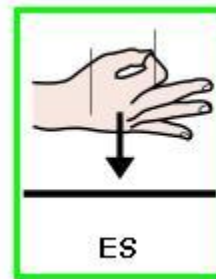




LA





FRESA



ES




ROJA



Y



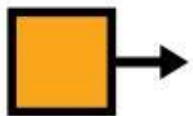
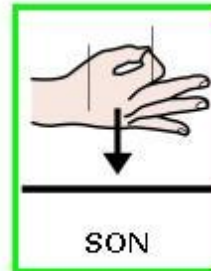
VIOLETA



EL



TAMBOR







ROJA



MARRÓN




BLANCA



NIEVE



FRESA



TIERRA



Este material está diseñado por Gabriela Rodríguez Gil, musicoterapeuta y creadora de MUSIADAPTA, Centro de Musicoterapia en Sevilla que atiende a niños con TEA.

### **Información:**

La canción COLORES, pertenece al método MI TECLADO , de Musicaeduca, cuyo autor es: Vero Kou

La canción se encuentra en Youtube: <https://youtu.be/SbfcWGyvO68>  
[www.musicaeduca.es](http://www.musicaeduca.es)

Los pictogramas utilizados son de ARASACC, elaborados por Sergio Palau, con licencia CC (BY-NC-SA) y procedencia de <http://catedu.es/arasaac/>

Este material lo puedes imprimir, plastificar, recortar los pictogramas del final y colocarles velcro.

Con esta canción, además de reconocer los colores, puedes trabajar clasificación de OBJETOS y COLORES, seleccionar que ellos completen con los colores, (o a la inversa con los objetos), a medida que se va cantando la canción.

MUSIADAPTA: [www.gabrielarodriguezgil.wordpress.com](http://www.gabrielarodriguezgil.wordpress.com)